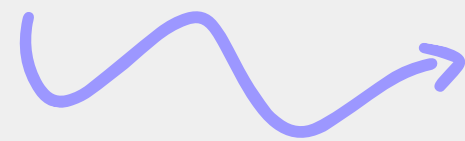


UKHK HONGKONGER SURVEY

<https://ukhk.org/survey>

UK

# HONGKONGERS' DEMOGRAPHIC

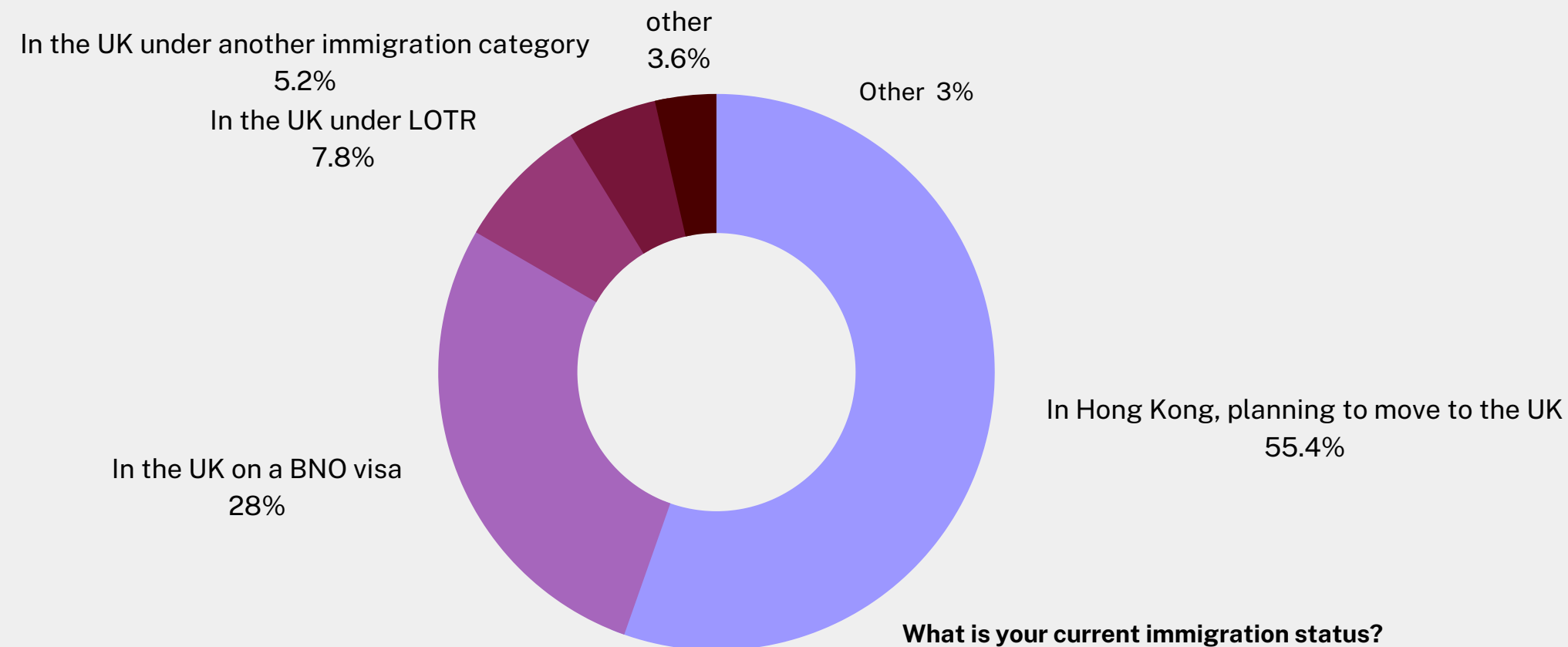


2021 UKHK HKers Settlement Survey Report. A total of 1264 responses are received, with 41.1% of the respondents have arrived in the UK.  
(as at 12 Oct 2021)

歡迎 UKHK

# Points to Discuss

→ A complete overview of the survey result



## 01 Overview

Page 3

## 02 Social integration

Page 6

## 03 Children

Page 9

## 04 Elderly

Page 11

## 05 Occupation

Page 13

## 06 Potential Entrepreneur

Page 16

# Hongkongers are arriving

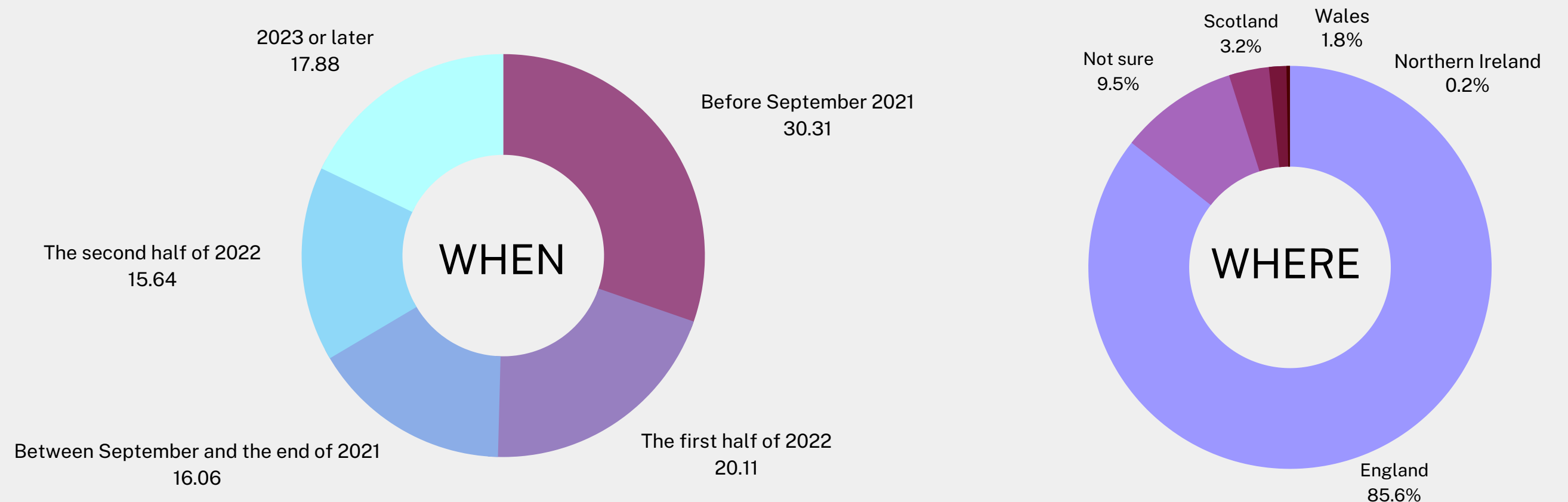
 What do we know about them?

## 36.6% ARRIVING BEFORE SEPTERBER

From the survey, 46.4% of respondents are planning their move within 2021. For those already arrived in the UK, 87.3% are on a BNO visa or under LOTR.

## 85.6% PLAN TO SETTLE IN ENGLAND

The majority of HKers will settle in England. 3.2% in Scotland and 1.8% in Wales. Around 9.5% of respondents have not decided on the location.



## 94% MOVED TO THE UK IN LESS THAN A YEAR

And 65.2% arrived in less than 6 months. This means the results of this survey are reflecting the situation of the new arrivals.

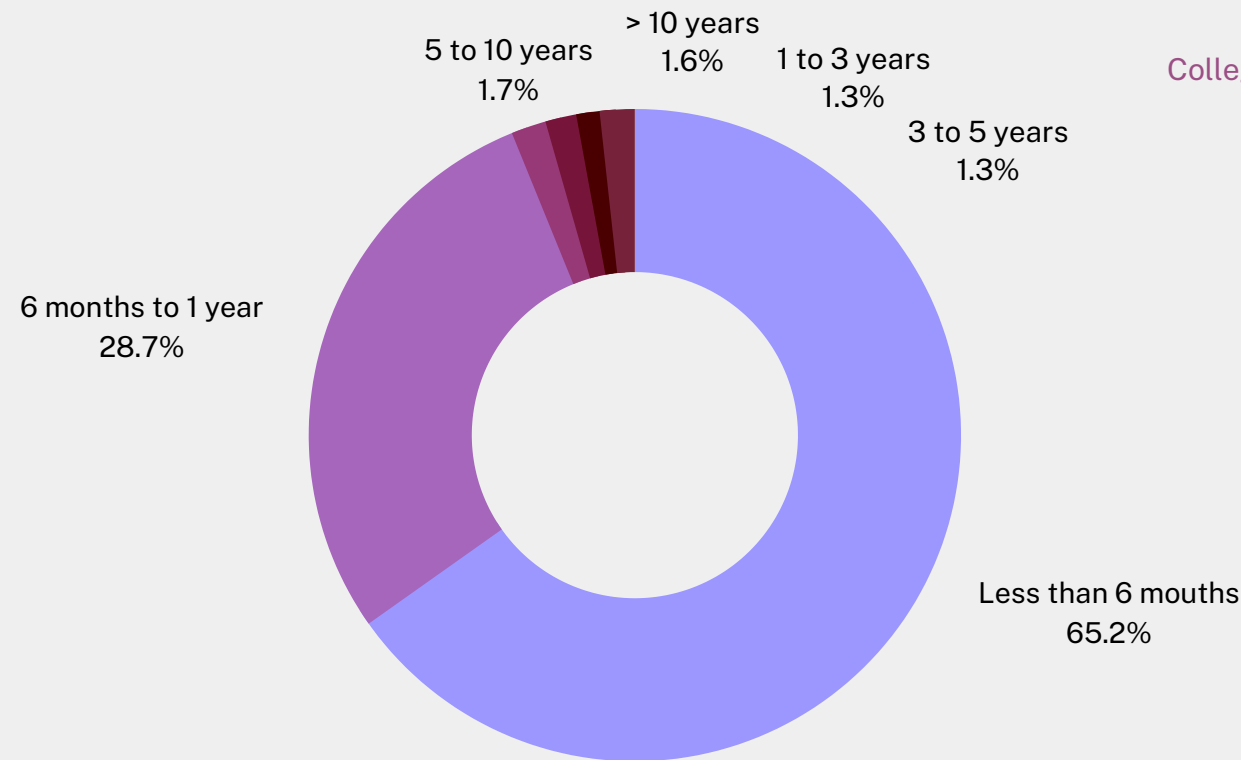
## WELL EDUCATED

81.8% of respondents hold a college or university or postgraduate degree. This is much higher than the average education level of Hongkongers in Hong Kong.

## 46% ARE CHRISTIAN

with a breakdown of 36.4% protestant and 9.6% catholic. This number is also higher than in Hong Kong.

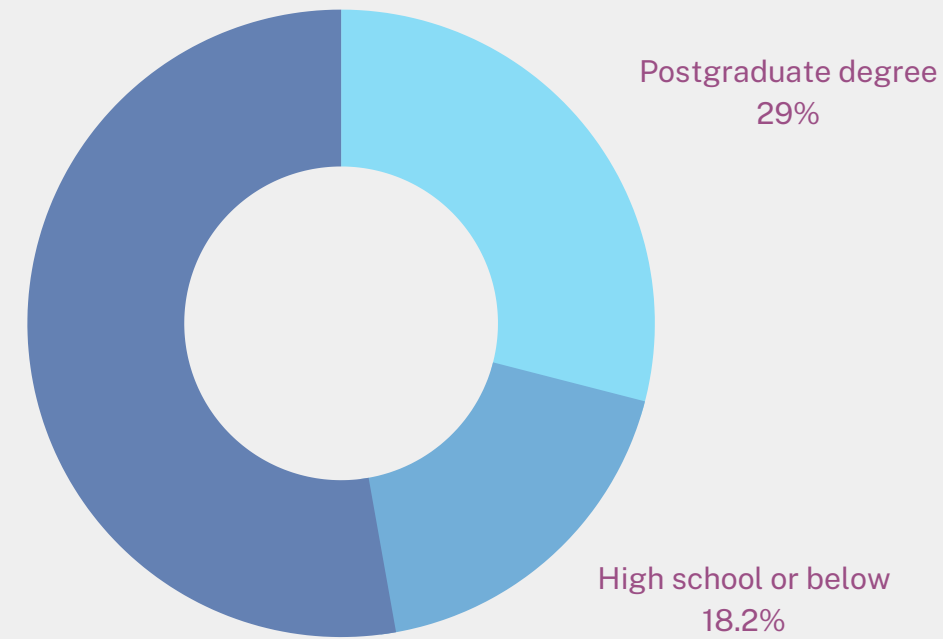
How long have you been in the UK?



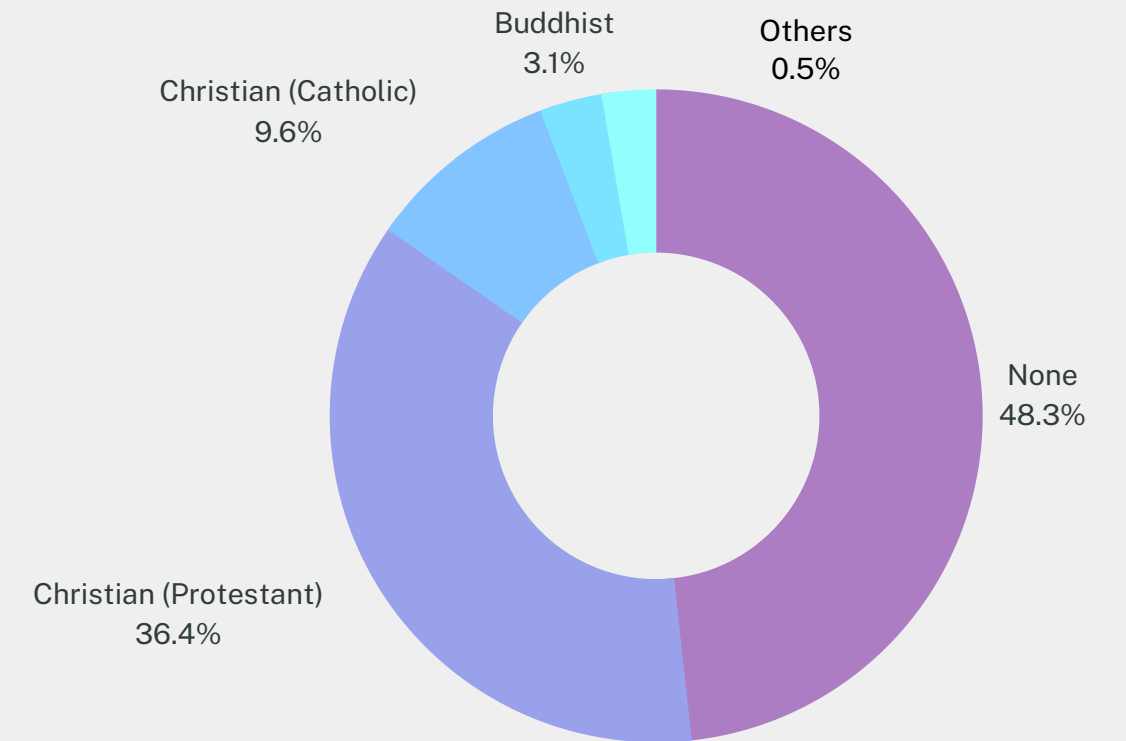
College or university degree

52.8%

What is your current level of education?

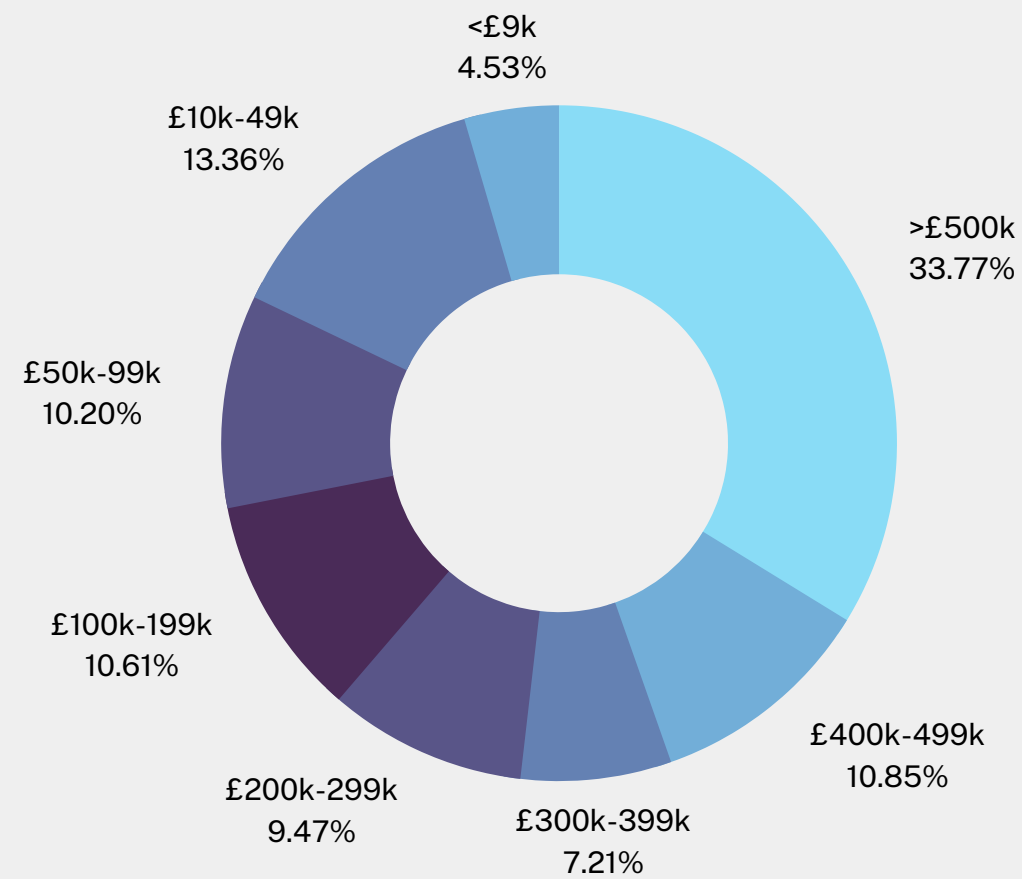


Do you have any religious faith?



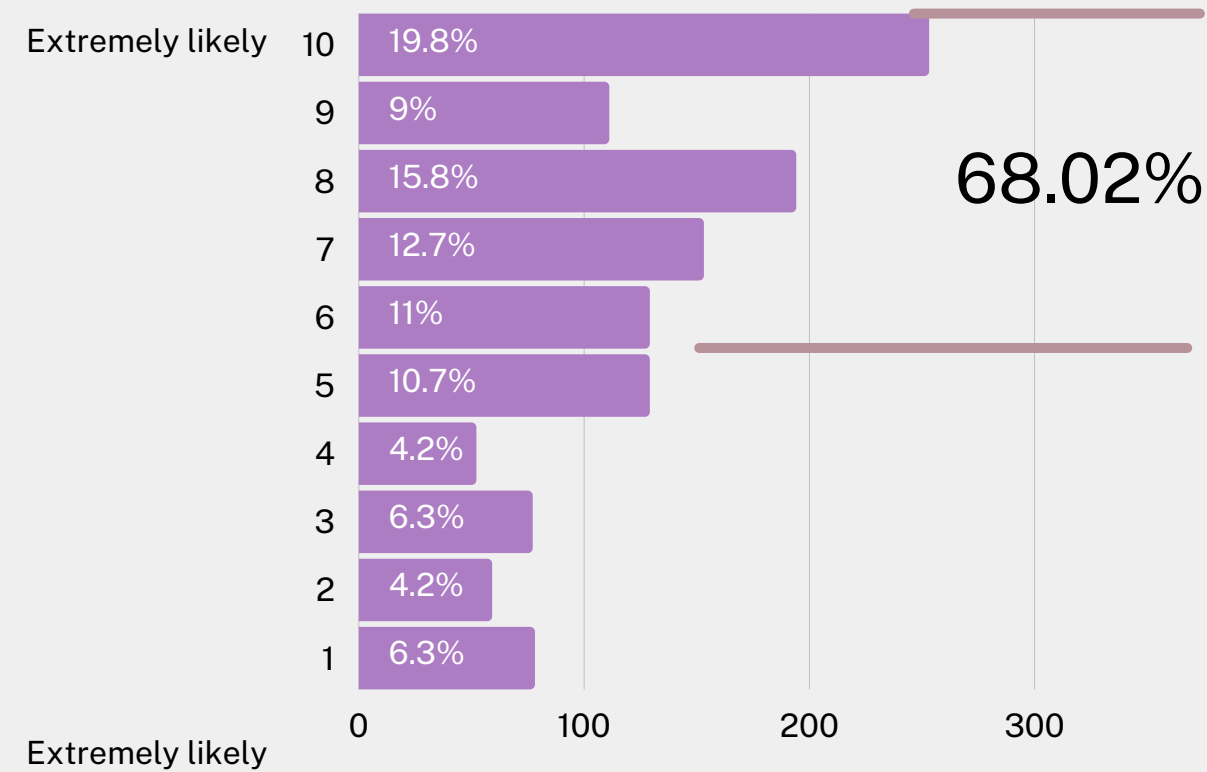
## HOUSEHOLD ASSETS

82.11% of respondents' household assets worth over £100k.



## 68% CONSIDER BUYING PROPERTY IN 2 YEARS

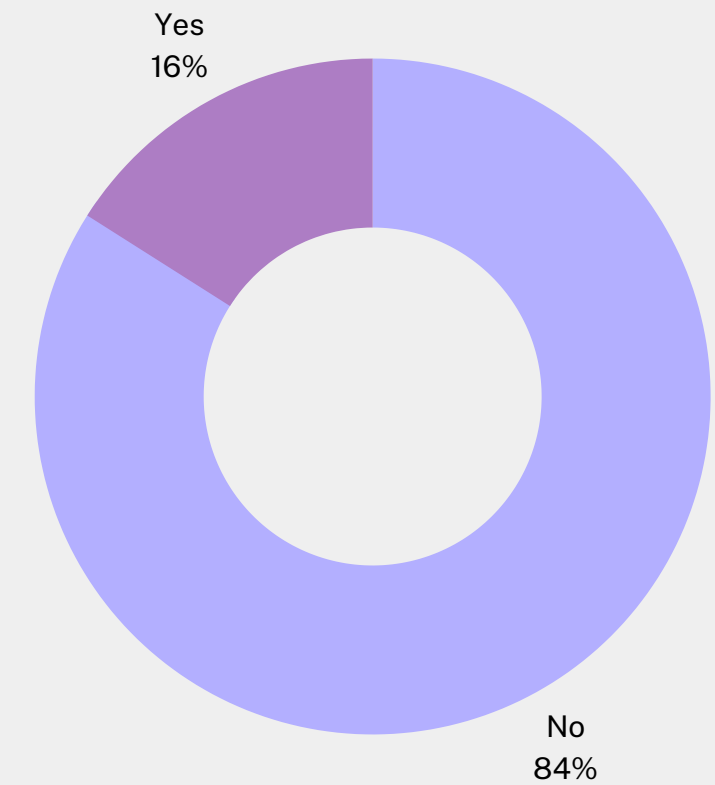
In the question 'How likely are you to buy a home in the UK in the next 2 years?', Almost 1/5 of responses said "very certain". And 68% think they will likely do so.



How likely are you to buy a home in the UK in the next 2 years?


## OWNING A PROPERTY IN THE UK

16% of the respondents already own a property in the UK.



Do you already own a home or other property in the UK?

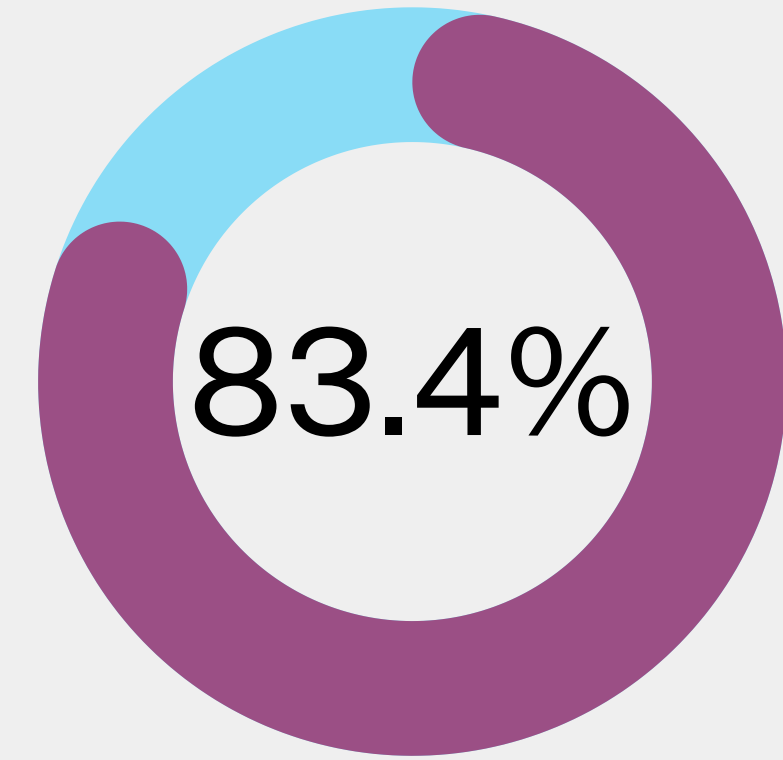
# Social Integration



*What the data tells us  
about Hongkongers*



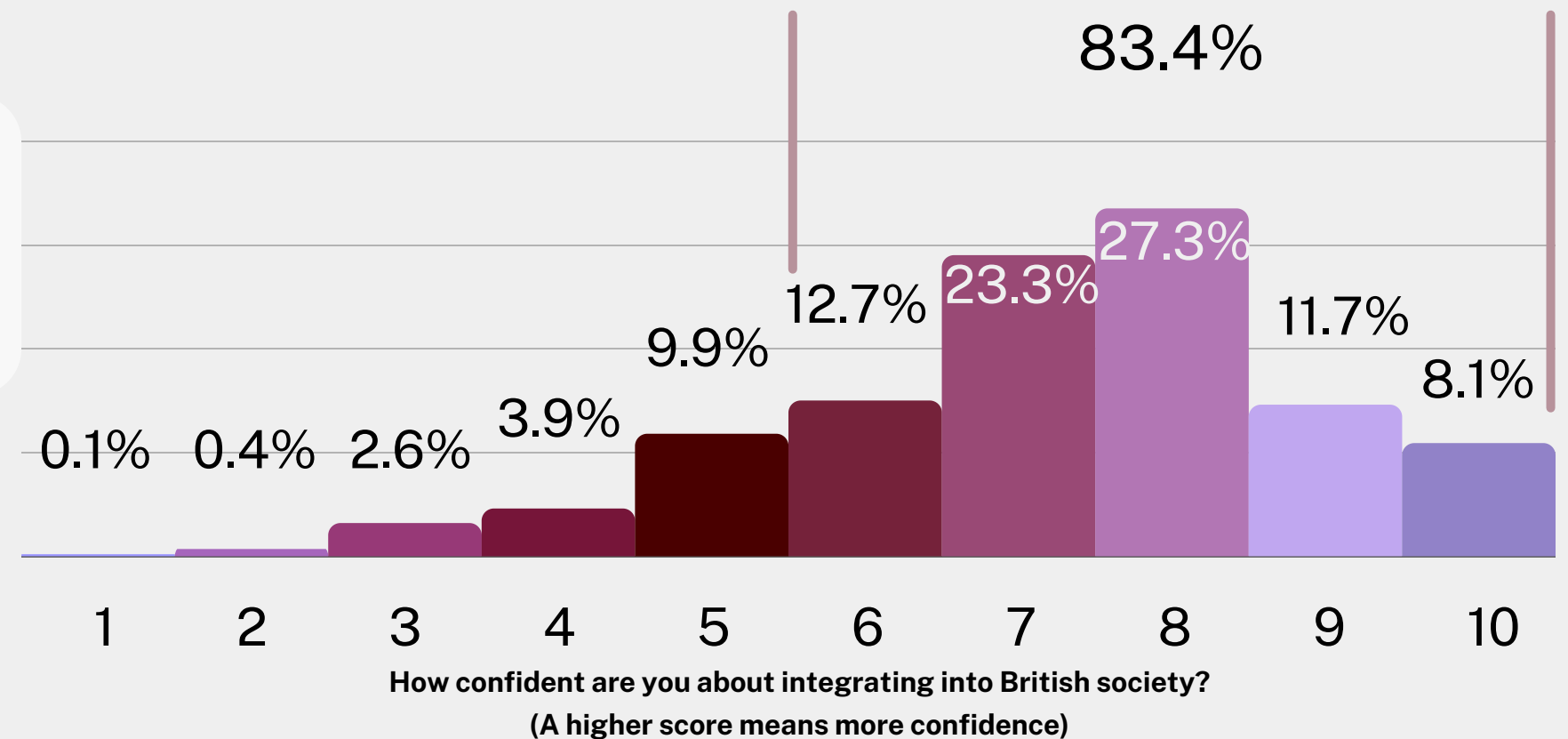
# How confident are the HKers?



*about integrating into British society*

83.4% of HKers feel positive, while those without a university/college degree or at elder age feel relatively worried about social integration.

Education	%	How confident are you about integrating into British society?									
		1	2	3	4	5	6	7	8	9	10
High school or below	18%	0.1%	0.3%	1.1%	1.5%	2.3%	2.4%	3.6%	4.3%	1.1%	1.5%
College or university degree	53%	0.0%	0.2%	0.9%	1.5%	6.0%	6.3%	12.3%	14.9%	6.2%	4.5%
Postgraduate degree	29%	0.1%	0.1%	0.6%	0.6%	1.2%	3.5%	7.6%	7.9%	4.6%	2.8%
Grand Total	100%	0.2%	0.6%	2.6%	3.7%	9.5%	12.2%	23.5%	27.1%	11.9%	8.8%



# Where will HKers settle in?

Hongkongers will settle in all major cities, as shown in the picture on the right. 42% will arrive in England by 2021. Data also tells us that Hongkongers aged between 40-49 are more likely to buy a property in the coming 2 years.

Will not buy home in 2 years ● ← → ● Will buy home in 2 years



do you hope to settle in?	Before September this year	Between September and the end of the year	The first half of next year	The second half of next year	2023 or later	Grand Total
England	28.2%	13.8%	16.8%	13.5%	13.3%	85.6%
Northern Ireland	0.0%	0.0%	0.0%	0.0%	0.3%	0.3%
Scotland	0.8%	1.1%	0.8%	0.3%	0.1%	3.2%
Wales	0.6%	0.1%	0.3%	0.1%	0.3%	1.4%
Don't know	0.7%	1.0%	2.2%	1.7%	3.9%	9.5%
<b>Grand Total</b>	<b>30.3%</b>	<b>16.1%</b>	<b>20.1%</b>	<b>15.6%</b>	<b>17.9%</b>	<b>100.0%</b>





# Children



Every respondent  
comes with 0.97  
children

# 61.5% coming with children

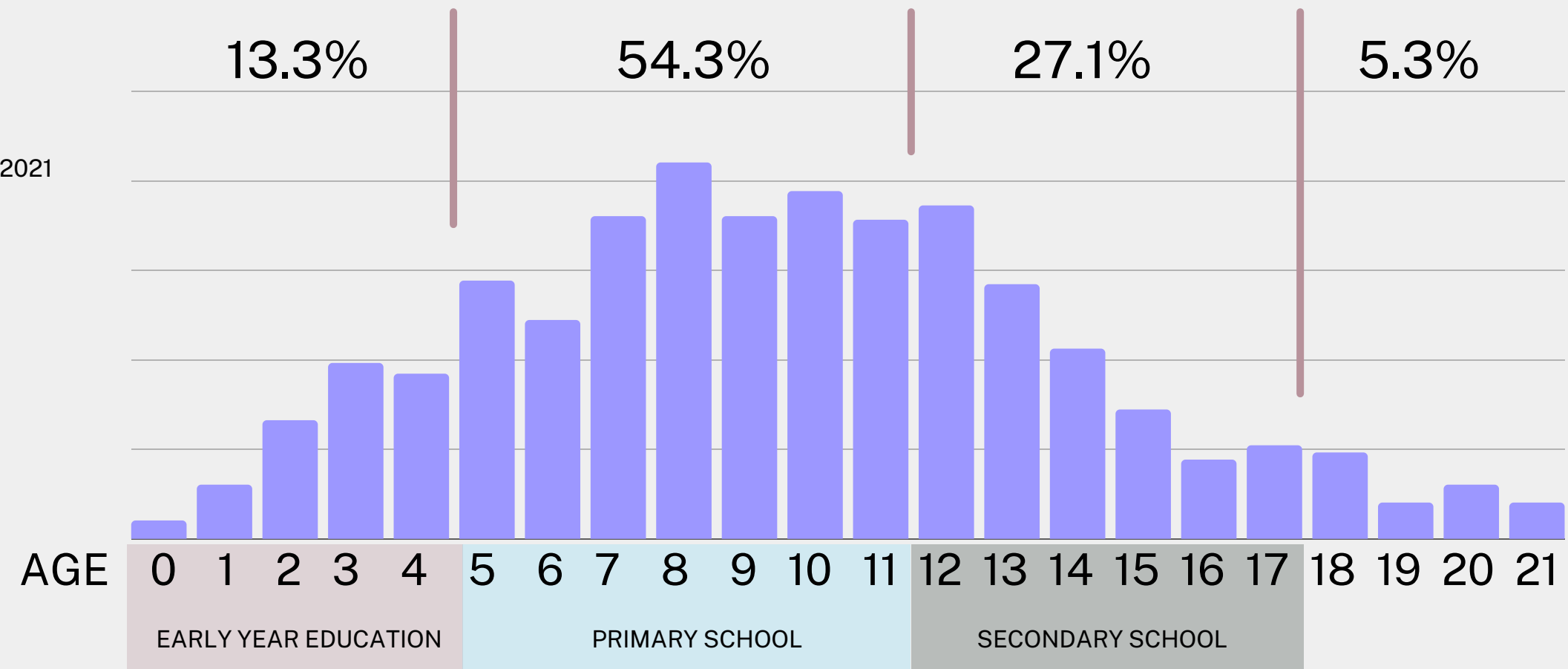
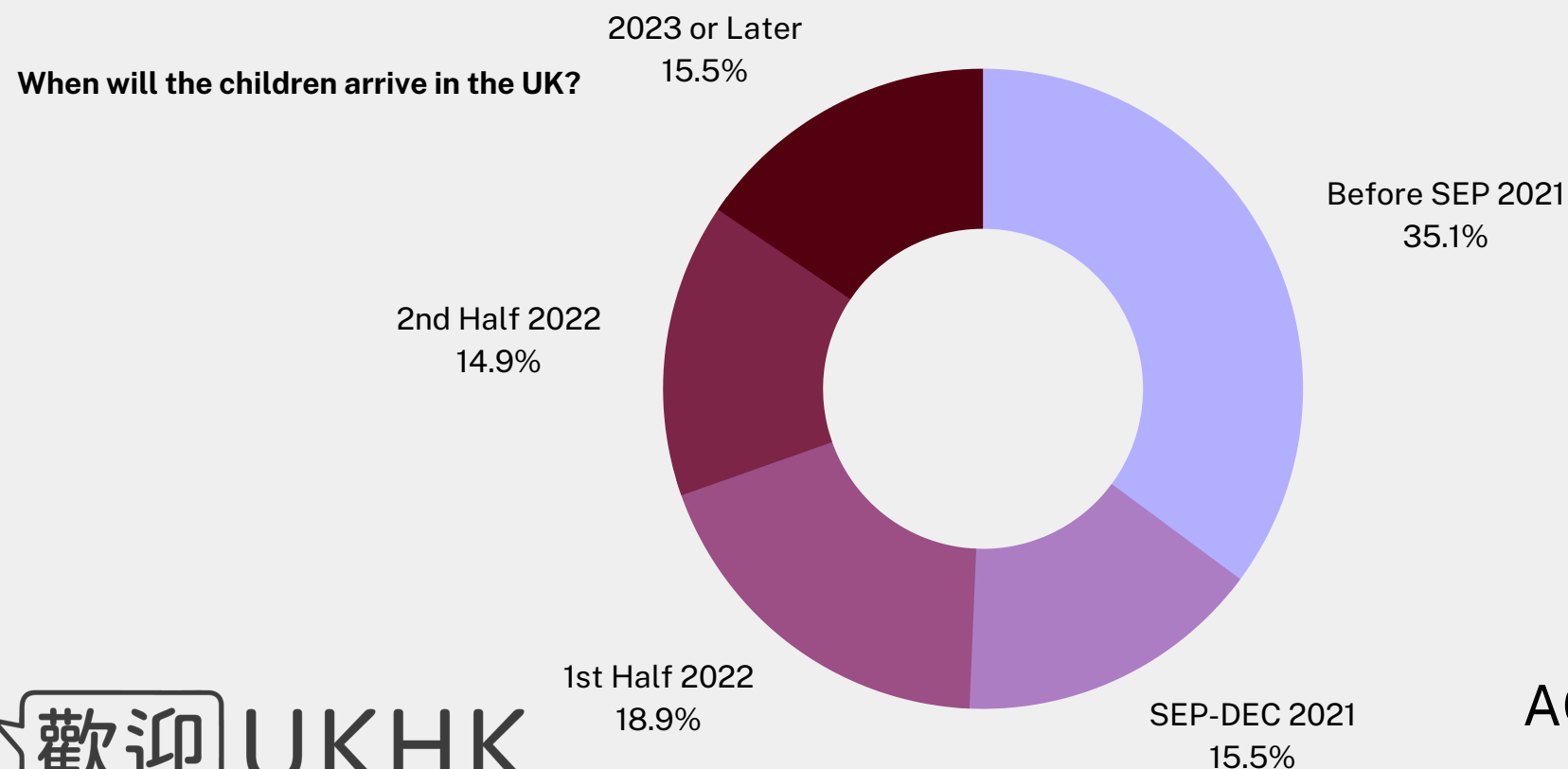
## THE MARJORITY OF RESPONDANTS WILL ARRIVE IN 2021

50.6% of respondents' children are arriving in 2021. And most of them are arriving before 2022, as parents want a smooth transition for their children to the new school year.

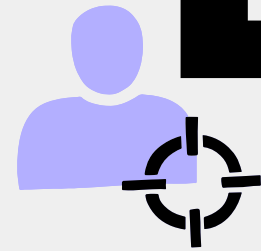
## 54.3% CHILDREN IN PRIMARY SCHOOL AGE

That may put pressure on primary school. Also, 27.1% children are in the secondary school age.

*50.6% arrive before 2022*



# Elderly

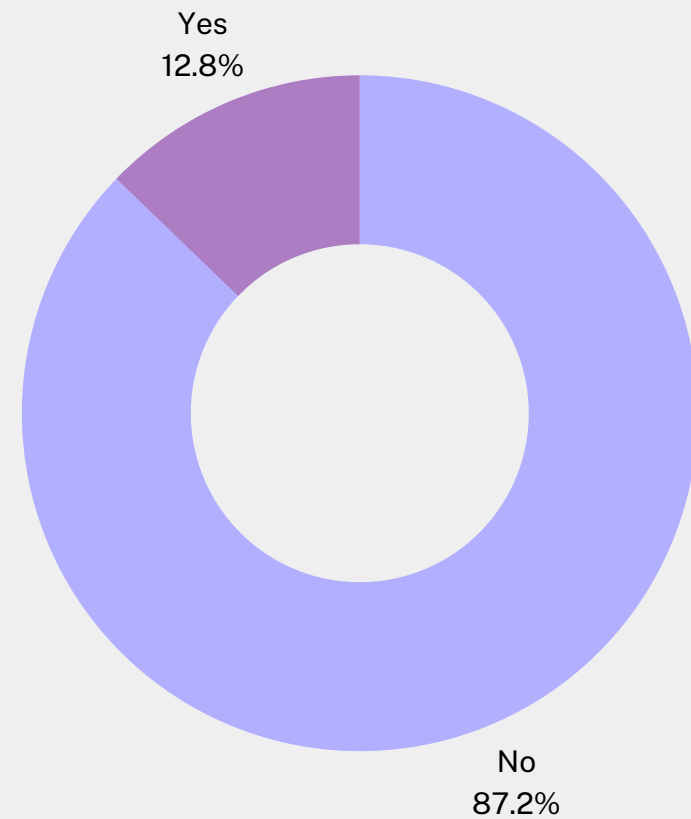


→ What the data tells us



## 12.8% MOVE WITH PARENTS

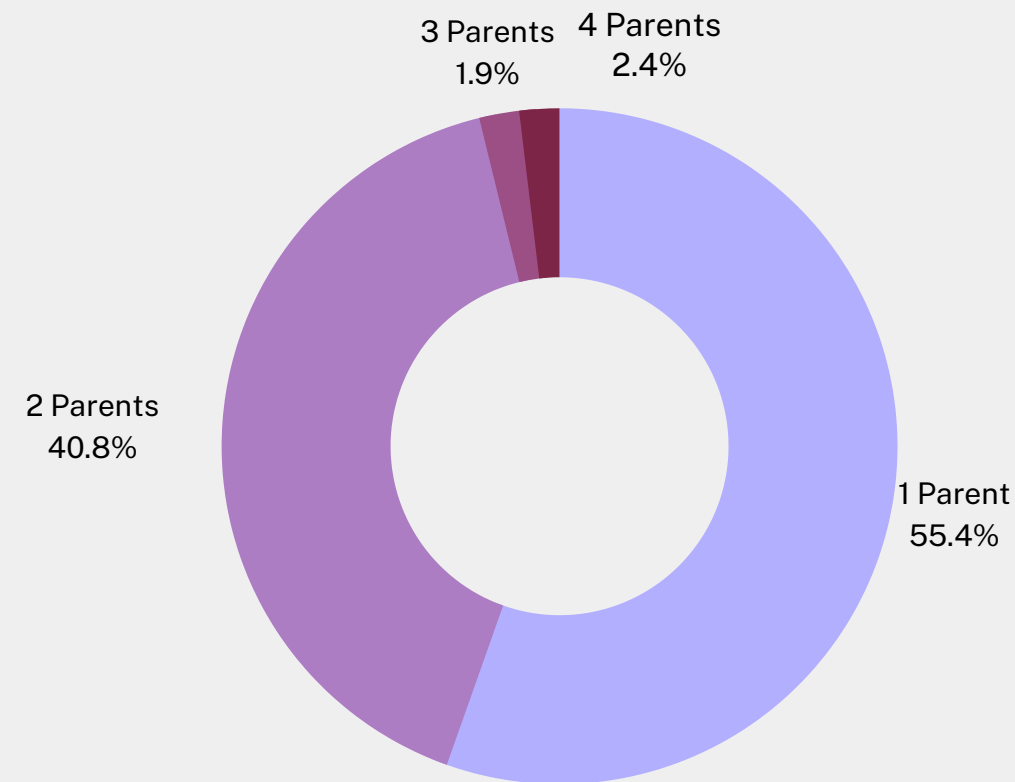
From the survey, 12.8% of respondents move to the UK with their elderly parents. The average age of their elderly parents is 68.5 years old.



Do you have parents (or parents-in-law) coming with you to / already in the UK?

## 1 ELDERLY IN EVERY 5 FAMILIES

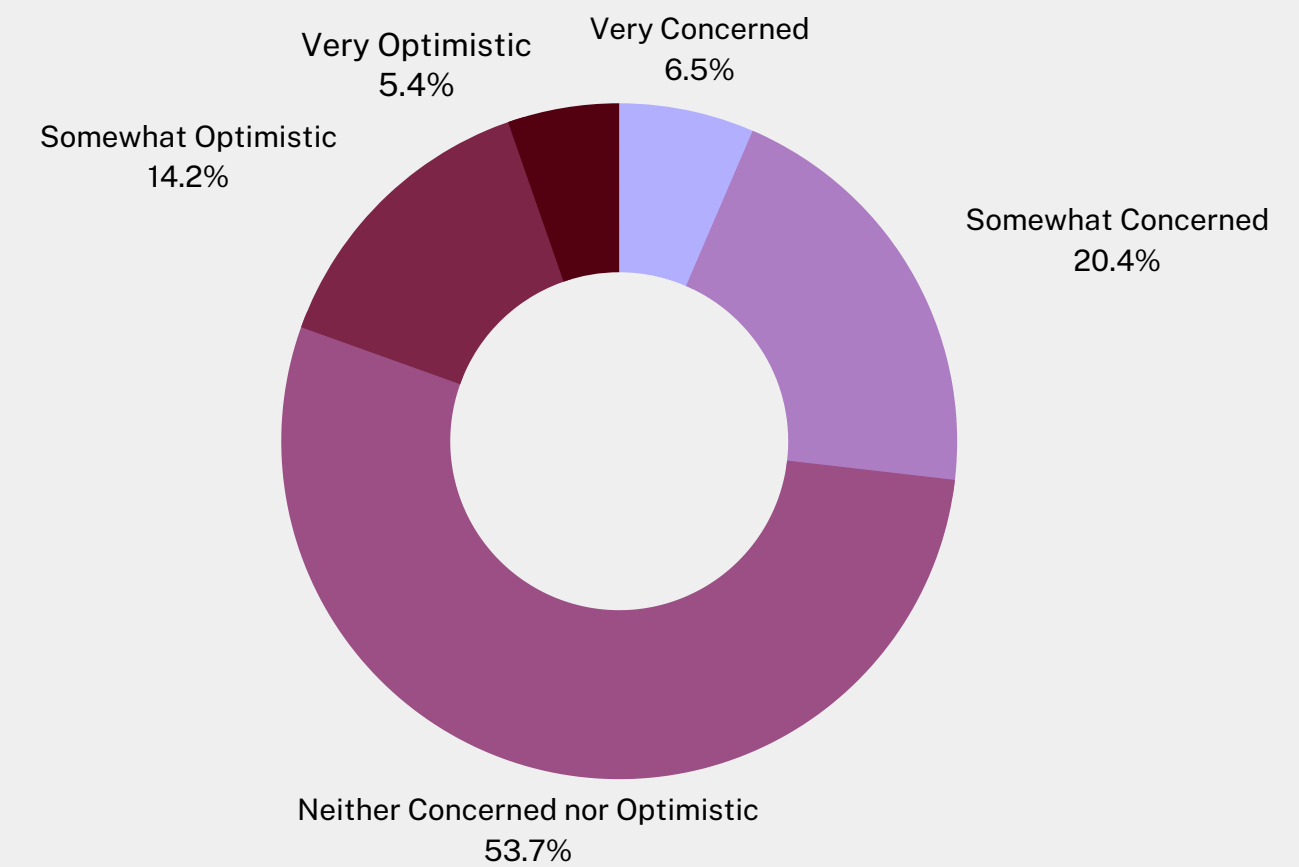
For those who move to the UK with their parents, 55.4% are coming with only one elderly parent, 40.8% are coming with two or more elderly parents.



How many parents (or parents-in-law) are coming with you / already in the UK?

## REGARDING THE FUTURE

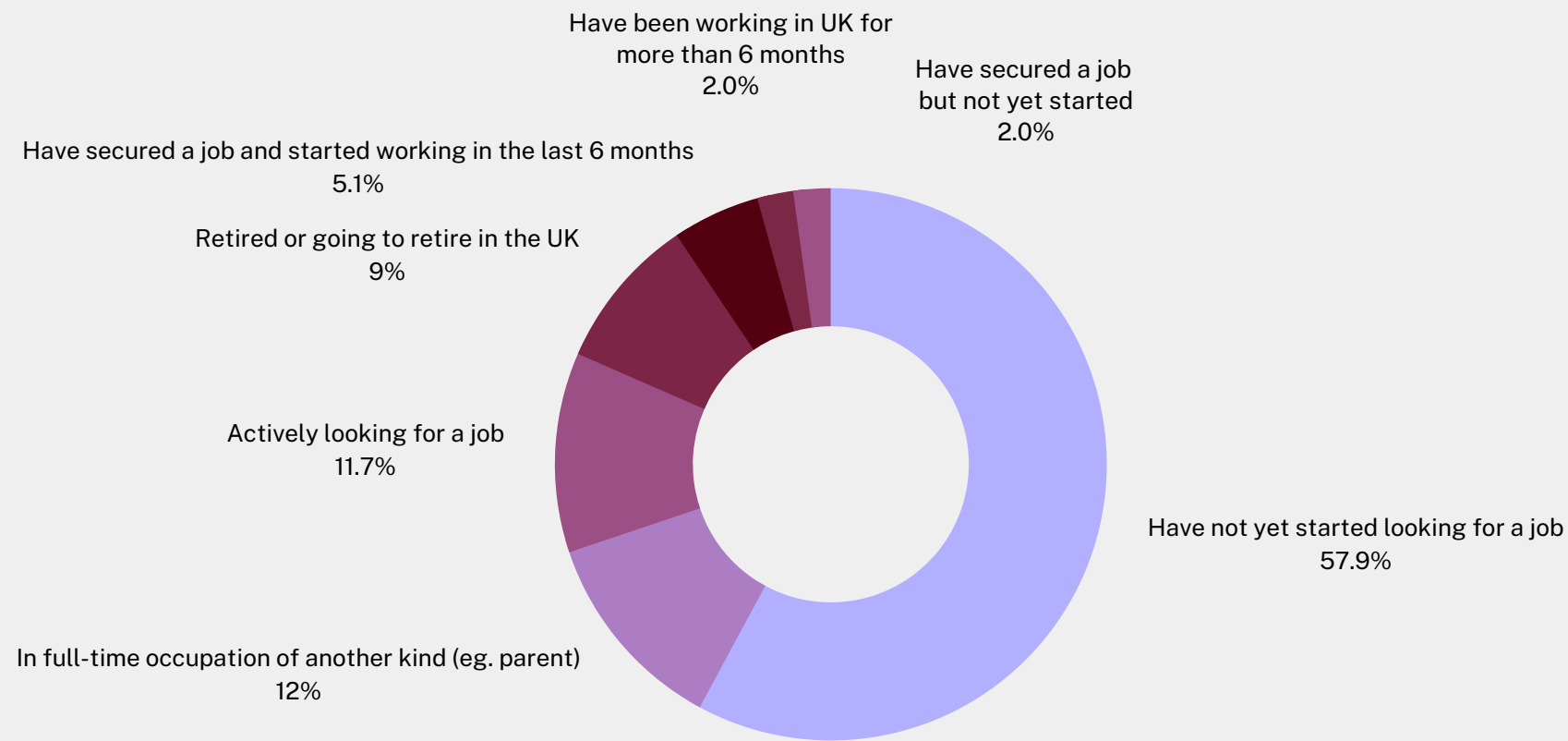
The majority of the respondents are neither concerned nor optimistic about their parents' integration into their life in the UK.



How concerned or optimistic are you about the care of elderly parents in the UK?

# Occupation

→ The majority has not started looking for a job yet



What is your situation with respect to finding a job in the UK?



# Current job and job expectation

## MOST HONGKONGERS ARE OF 4 TYPES OF PROFESSION

Most Hongkongers worked in 4 professions, each contributed 10%:

1. Administrative and clerical
2. Accountancy, banking, and finance
3. IT and information management
4. Education and training

## A RELATIVELY LOWER PERCENTAGE OF 4 PROFESSIONS EXPECT THEY CAN FIND A JOB IN THE SAME PROFESSION IN THE UK


Less than 20% of these professions expects to pursue the same profession in UK:

1. Armed forces, security and uniformed services
2. Environment sciences
3. Medical technology
4. Energy and utilities

Type of profession or employment in Hong Kong	Breakdown	% expect to pursue the same professional in the next 2 years
Accountancy, banking and finance	12.1%	6.1%
Administrative and clerical	11.3%	4.5%
IT and information management	10.5%	8.6%
Education and training	9.5%	3.5%
Engineering and manufacturing	6.3%	3.9%
Other	5.9%	16.9%
Marketing, sales and advertising	4.7%	2.8%
Medicine and healthcare	4.6%	4.1%
Full-time parent	4.2%	11.3%
Arts, crafts and design	3.8%	3.0%
Retired	3.2%	9.5%
Retail sales and customer services	2.9%	4.0%
Transport and logistics	2.9%	4.3%
Construction	2.7%	2.2%
Counselling and social services	2.6%	0.7%
Management	2.2%	0.6%
Catering and hospitality	1.9%	3.9%
Broadcast, media and performing arts	1.1%	0.5%
Charity and voluntary work	1.1%	1.6%
Recruitment and HR	1.1%	0.6%
Leisure, sport and tourism	1.0%	0.3%
Science and research	0.9%	1.0%
Journalism and publishing	0.8%	0.4%
Maintenance, service and repair	0.7%	1.5%
Armed forces, security and uniformed services	0.7%	0.0%
Service sector (including cleaning, tailoring, health & beauty, etc)	0.6%	3.0%
Agriculture, animals, plants and land	0.3%	0.3%
Law and legal services	0.2%	0.5%
Energy and utilities	0.2%	0.2%
Medical technology	0.2%	0.2%
Environmental sciences	0.1%	0.1%

# HKers from these four job sectors may need more support

as they feel less confident in adapting to the UK environment.



The 4 job sectors are:

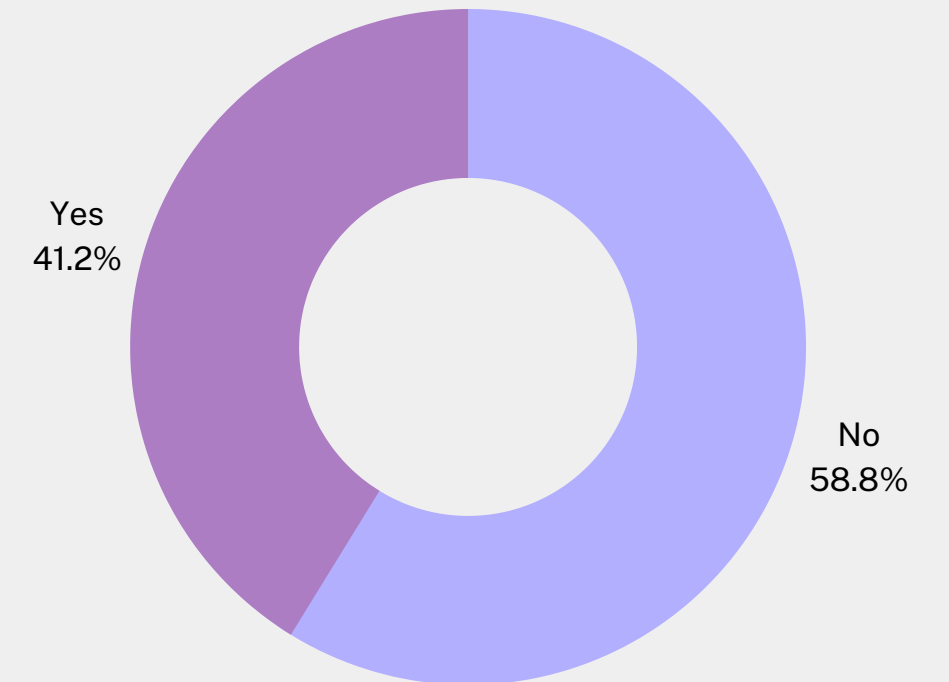
- Arms force and uniformed services
- Servicing
- Recruitment and HR
- Broadcast, media, and performing arts

How confident are you about integrating into British society?  
(The higher the more confident)

Type of profession or employment in Hong Kong	1	2	3	4	5	6	7	8	9	10
Accountancy, banking and finance	0.7%	0.7%	2.0%	2.7%	9.5%	11.5%	25.7%	25.7%	13.5%	8.1%
Administrative and clerical	0.7%	0.0%	5.1%	7.2%	10.9%	13.0%	20.3%	26.1%	10.1%	6.5%
Agriculture, animals, plants and land	0.0%	0.0%	0.0%	0.0%	0.0%	0.0%	25.0%	25.0%	0.0%	50.0%
Armed forces, security and uniformed services	0.0%	12.5%	0.0%	12.5%	0.0%	12.5%	25.0%	25.0%	0.0%	12.5%
Arts, crafts and design	0.0%	2.2%	0.0%	4.3%	8.7%	4.3%	17.4%	37.0%	13.0%	13.0%
Broadcast, media and performing arts	0.0%	0.0%	0.0%	7.7%	7.7%	30.8%	0.0%	7.7%	30.8%	15.4%
Catering and hospitality	0.0%	0.0%	8.7%	0.0%	0.0%	17.4%	21.7%	43.5%	4.3%	4.3%
Charity and voluntary work	0.0%	0.0%	0.0%	7.7%	0.0%	7.7%	30.8%	23.1%	23.1%	7.7%
Construction	0.0%	0.0%	0.0%	6.1%	6.1%	3.0%	39.4%	33.3%	9.1%	3.0%
Counselling and social services	0.0%	0.0%	0.0%	6.3%	6.3%	15.6%	40.6%	21.9%	9.4%	0.0%
Education and training	0.0%	0.0%	2.6%	1.7%	11.2%	6.0%	28.4%	28.4%	12.9%	8.6%
Energy and utilities	0.0%	0.0%	0.0%	0.0%	0.0%	0.0%	0.0%	0.0%	100.0%	0.0%
Engineering and manufacturing	0.0%	0.0%	2.6%	2.6%	7.8%	13.0%	23.4%	31.2%	11.7%	7.8%
Environmental sciences	0.0%	0.0%	0.0%	0.0%	0.0%	0.0%	0.0%	100.0%	0.0%	0.0%
Full-time parent	0.0%	2.0%	7.8%	5.9%	27.5%	15.7%	19.6%	15.7%	3.9%	2.0%
IT and information management	0.0%	0.8%	0.8%	3.9%	9.4%	14.8%	21.1%	29.7%	12.5%	7.0%
Journalism and publishing	0.0%	0.0%	0.0%	0.0%	0.0%	20.0%	30.0%	30.0%	20.0%	0.0%
Law and legal services	0.0%	0.0%	0.0%	0.0%	0.0%	66.7%	33.3%	0.0%	0.0%	0.0%
Leisure, sport and tourism	0.0%	0.0%	0.0%	0.0%	8.3%	8.3%	8.3%	33.3%	8.3%	33.3%
Maintenance, service and repair	0.0%	0.0%	0.0%	0.0%	33.3%	0.0%	11.1%	33.3%	0.0%	22.2%
Management	0.0%	0.0%	0.0%	0.0%	0.0%	0.0%	22.2%	33.3%	14.8%	29.6%
Marketing, sales and advertising	0.0%	0.0%	0.0%	0.0%	0.0%	15.5%	31.0%	25.9%	17.2%	10.3%
Medical technology	0.0%	0.0%	0.0%	0.0%	0.0%	0.0%	0.0%	50.0%	0.0%	50.0%
Medicine and healthcare	0.0%	0.0%	0.0%	3.6%	10.7%	16.1%	32.1%	17.9%	10.7%	8.9%
Other	0.0%	0.0%	4.2%	5.6%	13.9%	15.3%	9.7%	27.8%	11.1%	12.5%
Recruitment and HR	0.0%	7.7%	7.7%	7.7%	15.4%	0.0%	38.5%	23.1%	0.0%	0.0%
Retail sales and customer services	0.0%	0.0%	2.8%	2.8%	19.4%	11.1%	30.6%	19.4%	8.3%	5.6%
Retired	0.0%	2.6%	7.7%	5.1%	2.6%	7.7%	17.9%	30.8%	15.4%	10.3%
Science and research	0.0%	0.0%	0.0%	0.0%	9.1%	27.3%	36.4%	18.2%	9.1%	0.0%
Service sector (including cleaning, tailoring, health & beauty, etc)	0.0%	0.0%	14.3%	0.0%	14.3%	0.0%	14.3%	28.6%	14.3%	14.3%
Transport and logistics	0.0%	0.0%	2.8%	2.8%	8.3%	19.4%	16.7%	30.6%	8.3%	11.1%
<b>Grand Total</b>	<b>0.2%</b>	<b>0.6%</b>	<b>2.6%</b>	<b>3.8%</b>	<b>9.6%</b>	<b>12.1%</b>	<b>23.6%</b>	<b>27.1%</b>	<b>11.7%</b>	<b>8.7%</b>



# Start their own business?



Will you consider starting your own business?

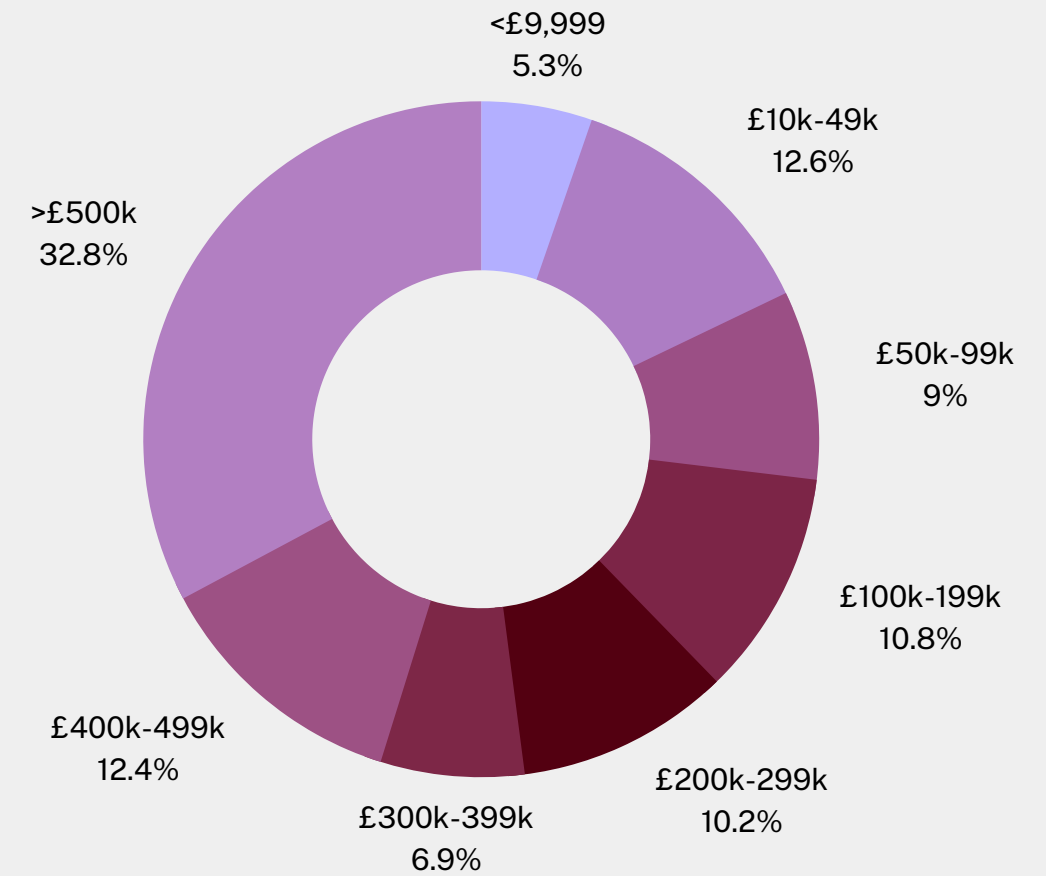
41.2% of respondents will consider starting their own business in the UK.



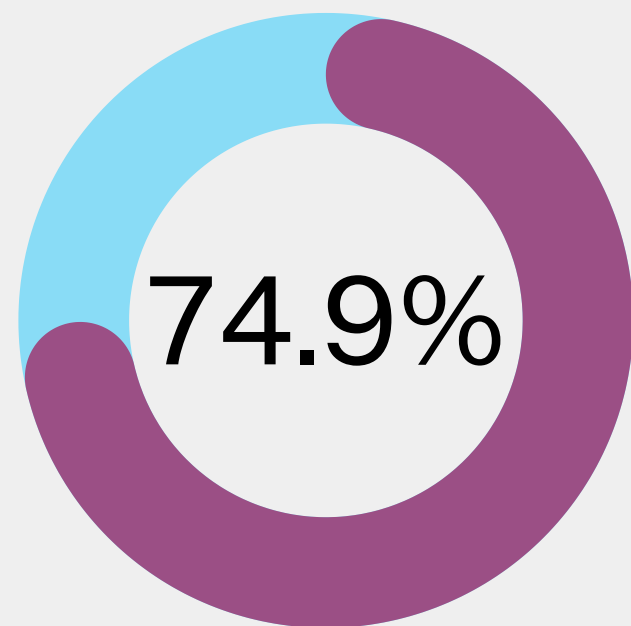
# Who will start their own business?

mostly professional with over £200k assets

74.9% of them are aged between 30-50 with more than 10 years of professional experience.  
62.3% of potential entrepreneurs own a total asset of over £200k.



For those who consider starting their own business, how many assets they have?



Age Group	Will consider to start a business
20-29	7.5%
30-39	23.4%
40-49	50.8%
50-59	16.7%
60-69	1.6%

# Potential entrepreneurs' profession

The original professions of these potential entrepreneurs:

(contributed a total of 74%)

- Accounting, banking, and finance
- Administrative and clerical
- IT and information management
- Education and training
- Engineering and manufacturing

Type of profession or employment in Hong Kong	Will consider to start a business
Accountancy, banking and finance	23.2%
IT and information management	14.6%
Administrative and clerical	13.6%
Education and training	12.1%
Engineering and manufacturing	10.5%
Marketing, sales and advertising	8.4%
Medicine and healthcare	5.0%
Management	4.0%
Counselling and social services	3.4%
Service sector (including cleaning, tailoring, health & beauty, etc)	1.5%
Recruitment and HR	1.2%
Maintenance, service and repair	0.9%
Science and research	0.9%
Law and legal services	0.3%
Medical technology	0.3%

# Summary

## Hongkongers are arriving

The majority (85.6%) of them will settle in England, they are well educated, and around half of them are Christian. Over 82% have assets over £100k and 68% are considering to buy a property within 2 years.

## Social integration

83.4 % of HKers feel positive, while those without a university/college degree or at elder age feel relatively worried about social integration.

## Children

Every 1 respondent comes with 0.97 children, while 54.3% are at primary school age and 27.1% are at secondary school age.

## Elderly

12.8% of respondents move to the UK with their parents, i.e. one elderly in every 5 families. The majority of the respondents are neither concerned nor optimistic about their parents' integration into their life in the UK.


## Job occupation

The majority has not started looking for a job yet, and many are expecting to pursue a different profession in the UK.

## Potential Entrepreneur

They are mostly experienced professional with assets over £200k. 74.9% are aged between 30 to 50.

THANK  
YOU!



*We're open to questions  
and clarifications.*

<https://ukhk.org/survey>

